
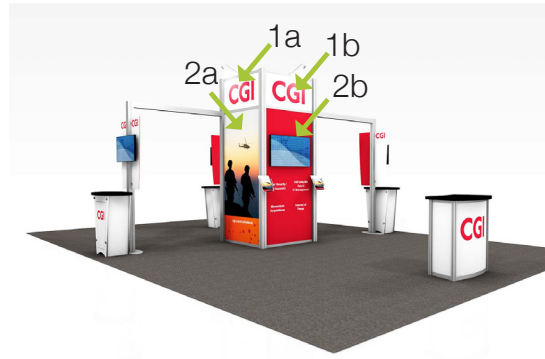




Graphic Dimensions // Tower Sintra Panels

(4) Sintra Headers (1a-1d)

(3) Sintra Lower Panels (2a-2c)



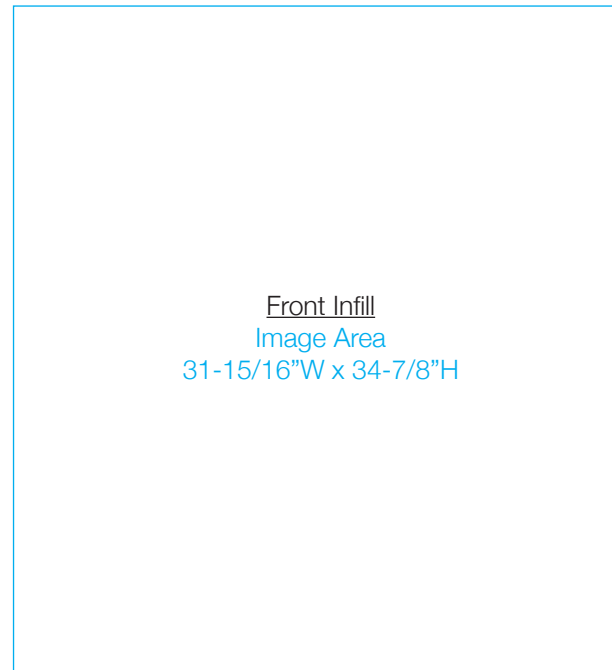
NOTE: 1/4" will be hidden around perimeter

<p><u>Sintra Header 1a</u> Image Area 44-7/16"W x 22-11/16"H</p>	<p><u>Sintra Header 1b</u> Image Area 44-7/16"W x 22-11/16"H</p>	<p><u>Sintra Header 1c</u> Image Area 44-7/16"W x 22-11/16"H</p>	<p><u>Sintra Header 1d</u> Image Area 44-7/16"W x 22-11/16"H</p>
<p><u>Sintra Panel 2a</u> Image Area 44-7/16"W x 92-7/8"H</p>	<p>48" Monitor Centered at 68"H</p> <p><u>Sintra Panel 2b</u> Image Area 44-7/16"W x 92-7/8"H</p>	<p><u>Sintra Panel 2c</u> Image Area 44-7/16"W x 92-7/8"H</p>	





Graphic Dimensions // Curved Reception Counter
(1) 1/8" Sintra Front Infill





Graphic Dimensions // Tapered Counters
(6) Sintra Wings
(3) Vinyl Logos for Counters

